

## Masters Racing Legends 66/85 F1 Cars

### Mugello Racing Weekend

### Qualifying

### Final Classification

No	Driver	Nat	Team	Car	Cl.	Time	Lap Total	Gap	Kph
1	6 Mike CANTILLON	IRL		Williams FW08	Head	<b>1:43.695</b>	9 9	-	<b>182.1</b>
2	72 Matthew WRIGLEY	GBR		Tyrrell 011	Head	<b>1:44.066</b>	7 9	+0.371	<b>181.4</b>
3	23 Ken TYRRELL	USA		Tyrrell 011	Head	<b>1:44.237</b>	12 12	+0.542	<b>181.1</b>
4	1 Nick PADMORE	GBR		Lotus 77	Fittipaldi	<b>1:46.087</b>	7 9	+2.392	<b>178.0</b>
5	63 Yutaka TORIBA	JAP		Williams FW07C	Head	<b>1:46.116</b>	9 9	+2.421	<b>177.9</b>
6	99 Jamie CONSTABLE	GBR		Tyrrell 011	Head	<b>1:46.481</b>	5 7	+2.786	<b>177.3</b>
7	4 Niklas HALUSA	AUT		Williams FW08	Head	<b>1:46.776</b>	9 11	+3.081	<b>176.8</b>
8	2 Lukas HALUSA	AUT		McLaren M23	Fittipaldi	<b>1:47.354</b>	11 11	+3.659	<b>175.9</b>
9	8 Mark HIGSON	GBR		McLaren MP4/1B	Head	<b>1:49.800</b>	10 11	+6.105	<b>172.0</b>
10	5 Marc DEVIS	BEL		Lotus 78	Head	<b>1:50.592</b>	7 10	+6.897	<b>170.7</b>
11	29 Valerio LEONE	MCO		Arrows A6	Lauda	<b>1:50.595</b>	8 10	+6.900	<b>170.7</b>
12	31 Peter WILLIAMS	GBR		LEC CRP1	Fittipaldi	<b>1:52.430</b>	8 11	+8.735	<b>167.9</b>
13	32 Marco FUMAGALLI	ITA		Ensign N174	Fittipaldi	<b>1:52.697</b>	10 10	+9.002	<b>167.5</b>
14	58 Ewen SERGISON	GBR		Surtees TS9B	Stewart	<b>1:53.351</b>	8 9	+9.656	<b>166.6</b>
15	27 Martin BULLOCK	AUT		Williams FW06	Fittipaldi	<b>1:54.092</b>	11 11	+10.397	<b>165.5</b>
16	24 James HAGAN	IRL		Hesketh 308	Fittipaldi	<b>1:55.208</b>	10 10	+11.513	<b>163.9</b>
17	16 Marco BIANCHINI	ITA		Shadow DN8	Fittipaldi	<b>1:55.631</b>	6 9	+11.936	<b>163.3</b>
18	28 Marco COPPINI	ITA		Arrows A1b	Head	<b>1:56.963</b>	9 10	+13.268	<b>161.4</b>
19	11 Luciano BIAMINO	ITA		Lotus 81	Head	<b>2:01.085</b>	3 3	+17.390	<b>155.9</b>
20	71 Vincent RIVET	FRA		March 811	Head	<b>2:02.547</b>	5 5	+18.852	<b>154.1</b>
21	22 Paul TATTERSALL	GBR		Ensign N179	Head	<b>2:06.830</b>	9 9	+23.135	<b>148.9</b>
22	35 Piero LOTTINI	ITA		Osella FA1/B	Lauda	<b>2:12.044</b>	8 8	+28.349	<b>143.0</b>
23	21 Maximilian WERNER	DEU		Hesketh 308C	Fittipaldi				
24	25 Bruno FERRARI	ITA		Merzario F1A3	Head		4		

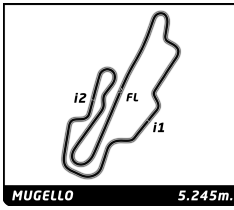
**Fastest Lap:** Lap 9 | Mike CANTILLON | **1:43.695** | 182.1 Kph

CAR 16 BEST LAP TIME 1:55.619 DELETED DUE TO CROSSING WITH LINE AT PIT EXIT  
 CAR 72 DROP OF 2 PLACE ON GRID FOR THE NEW RACE IN WHICH HE PARTECIPATES IN WITHIN THIS CHAMPIONSHIP

Published at: .....

Track Status: **DRY**

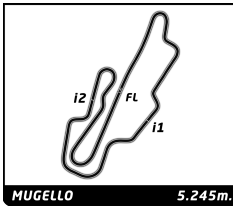
<b>Stewards:</b> Marc VAN GEEL NL022000150			Gianluca NATALONI CSAI 338031	Antonia MARMILLATA CSAI 371681	<b>Timekeeper:</b> Andrea RAPI
--	--	--	----------------------------------	-----------------------------------	-----------------------------------



## Masters Racing Legends 66/85 F1 Cars Mugello Racing Weekend Qualifying

### Best Sector Times

Sector 1			Sector 2			Sector 3			Pos	No Driver	Ideal Lap	Best Lap
Pos	No Driver	Time	No Driver	Time	No Driver	Time	Pos	No Driver				
1	72 M.WRIGLEY	35.568	6 M.CANTILLON	31.405	6 M.CANTILLON	36.557	1	6 M.CANTILLON	1:43.695	1:43.695	(1)	
2	23 K.TYRRELL	35.645	23 K.TYRRELL	31.587	72 M.WRIGLEY	36.622	2	72 M.WRIGLEY	1:43.837	1:44.066	(2)	
3	6 M.CANTILLON	35.733	72 M.WRIGLEY	31.647	23 K.TYRRELL	36.838	3	23 K.TYRRELL	1:44.070	1:44.237	(3)	
4	63 Y.TORIBA	35.937	1 N.PADMORE	31.982	1 N.PADMORE	37.468	4	63 Y.TORIBA	1:45.677	1:46.116	(5)	
5	4 N.HALUSA	36.291	63 Y.TORIBA	32.247	63 Y.TORIBA	37.493	5	1 N.PADMORE	1:45.921	1:46.087	(4)	
6	1 N.PADMORE	36.471	2 L.HALUSA	32.532	2 L.HALUSA	37.579	6	4 N.HALUSA	1:46.591	1:46.776	(7)	
7	2 L.HALUSA	36.736	4 N.HALUSA	32.658	4 N.HALUSA	37.642	7	2 L.HALUSA	1:46.847	1:47.354	(8)	
8	8 M.HIGSON	37.450	8 M.HIGSON	33.049	99 J.CONSTABLE	37.926	8	8 M.HIGSON	1:48.977	1:49.800	(9)	
9	32 M.FUMAGALLI	37.565	99 J.CONSTABLE	33.467	29 V.LEONE	38.391	9	99 J.CONSTABLE	1:49.186	1:46.481	(6)	
10	29 V.LEONE	37.713	5 M.DEVIS	33.792	8 M.HIGSON	38.478	10	29 V.LEONE	1:50.147	1:50.595	(11)	
11	5 M.DEVIS	37.788	29 V.LEONE	34.043	31 P.WILLIAMS	38.858	11	5 M.DEVIS	1:50.488	1:50.592	(10)	
12	99 J.CONSTABLE	37.793	58 E.SERGISON	34.575	5 M.DEVIS	38.908	12	31 P.WILLIAMS	1:52.108	1:52.430	(12)	
13	31 P.WILLIAMS	38.132	31 P.WILLIAMS	35.118	32 M.FUMAGALLI	39.391	13	32 M.FUMAGALLI	1:52.118	1:52.697	(13)	
14	16 M.BIANCHINI	38.857	32 M.FUMAGALLI	35.162	58 E.SERGISON	39.482	14	58 E.SERGISON	1:52.934	1:53.351	(14)	
15	58 E.SERGISON	38.877	27 M.BULLOCK	35.293	27 M.BULLOCK	39.599	15	27 M.BULLOCK	1:53.874	1:54.092	(15)	
16	24 J.HAGAN	38.946	24 J.HAGAN	35.552	16 M.BIANCHINI	40.167	16	24 J.HAGAN	1:54.836	1:55.208	(16)	
17	27 M.BULLOCK	38.982	16 M.BIANCHINI	35.826	24 J.HAGAN	40.338	17	16 M.BIANCHINI	1:54.850	1:55.631	(17)	
18	28 M.COPPINI	39.404	28 M.COPPINI	36.974	28 M.COPPINI	40.339	18	28 M.COPPINI	1:56.717	1:56.963	(18)	
19	11 L.BIAMINO	41.270	71 V.RIVET	37.787	71 V.RIVET	41.877	19	11 L.BIAMINO	2:01.085	2:01.085	(19)	
20	22 P.TATTERSALL	42.859	11 L.BIAMINO	37.900	11 L.BIAMINO	41.915	20	71 V.RIVET	2:02.547	2:02.547	(20)	
21	71 V.RIVET	42.883	22 P.TATTERSALL	39.460	22 P.TATTERSALL	43.882	21	22 P.TATTERSALL	2:06.201	2:06.830	(21)	
22	25 B.FERRARI	43.938	25 B.FERRARI	40.707	35 P.LOTTINI	45.445	22	25 B.FERRARI	2:10.720			
23	35 P.LOTTINI	44.242	35 P.LOTTINI	42.357	25 B.FERRARI	46.075	23	35 P.LOTTINI	2:12.044	2:12.044	(22)	



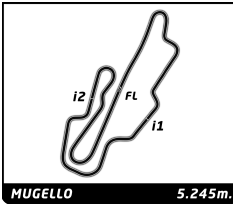
## Masters Racing Legends 66/85 F1 Cars

### Mugello Racing Weekend

#### Qualifying

#### Best Top Speed

No	Driver	Team	Class	Top 1		Top 2		Top 3		Top 4		Top 5		Avg
				Kph	Lap	Kph	Lap	Kph	Lap	Kph	Lap	Kph	Lap	
32	Marco FUMAGALLI		Fittipaldi	<b>275.2</b>	7	274.5	10	272.5	8	272.5	9	271.1	4	273,2
4	Niklas HALUSA		Head	<b>271.8</b>	10	271.1	11	271.1	9	269.8	8	268.4	5	270,4
23	Ken TYRRELL		Head	<b>271.8</b>	11	271.1	4	269.8	10	268.4	9	268.4	5	269,9
31	Peter WILLIAMS		Fittipaldi	<b>271.1</b>	10	269.1	9	267.1	11	265.8	8	264.5	5	267,5
5	Marc DEVIS		Head	<b>269.1</b>	7	268.4	10	265.8	9	265.2	8	264.5	3	266,6
24	James HAGAN		Fittipaldi	<b>268.4</b>	8	266.5	10	266.5	9	265.8	7	254.0	2	264,2
63	Yutaka TORIBA		Head	<b>267.1</b>	8	260.1	9	259.5	4	259.5	7	257.0	3	260,6
2	Lukas HALUSA		Fittipaldi	<b>266.5</b>	9	266.5	4	266.5	7	266.5	8	264.5	11	266,1
99	Jamie CONSTABLE		Head	<b>266.5</b>	3	263.2	2	135.7	1					221,8
72	Matthew WRIGLEY		Head	<b>265.8</b>	7	265.2	4	262.6	6	259.5	3	254.6	2	261,5
6	Mike CANTILLON		Head	<b>265.2</b>	9	264.5	8	262.6	3	262.6	5	260.7	7	263,1
8	Mark HIGSON		Head	<b>264.5</b>	10	263.2	9	262.6	11	262.6	4	262.0	3	263,0
29	Valerio LEONE		Lauda	<b>264.5</b>	10	263.2	7	262.6	5	262.0	8	258.9	4	262,2
1	Nick PADMORE		Fittipaldi	<b>263.9</b>	8	262.6	4	262.6	9	259.5	7	258.9	2	261,5
27	Martin BULLOCK		Fittipaldi	<b>263.9</b>	10	263.2	11	262.6	9	262.6	8	257.6	7	262,0
28	Marco COPPINI		Head	<b>263.9</b>	8	263.2	10	263.2	9	262.6	7	260.7	4	262,7
16	Marco BIANCHINI		Fittipaldi	<b>263.9</b>	4	261.3	8	261.3	9	260.7	7	258.9	6	261,2
22	Paul TATTERSALL		Head	<b>258.9</b>	8	257.6	6	257.6	9	256.4	4	256.4	7	257,4
58	Ewen SERGISON		Stewart	<b>258.9</b>	2	258.9	3	258.2	9	257.6	7	257.0	4	258,1
71	Vincent RIVET		Head	<b>244.3</b>	2	240.0	3	226.5	5	120.7	4	113.2	1	188,9
11	Luciano BIAMINO		Head	<b>239.5</b>	3	214.0	2	110.2	1					187,9
25	Bruno FERRARI		Head	<b>237.9</b>	2	180.6	4	146.9	3	140.3	1			176,4
35	Piero LOTTINI		Lauda	<b>234.3</b>	8	217.4	7	215.3	4	209.1	6	191.7	3	213,6
21	Maximilian WERNER		Fittipaldi											



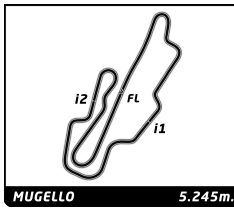
## Masters Racing Legends 66/85 F1 Cars

### Mugello Racing Weekend

### Qualifying

### Fastest Lap Sequence

Elapsed	No	Driver	Team	Car	Class	Time	Kph	Lap
4:08.085	23	Ken TYRRELL		Tyrrell 011	Head	<b>1:45.822</b>	178.4	2
20:05.337	6	Mike CANTILLON		Williams FW08	Head	<b>1:45.687</b>	178.7	7
20:05.769	72	Matthew WRIGLEY		Tyrrell 011	Head	<b>1:44.329</b>	181.0	6
21:49.835	72	Matthew WRIGLEY		Tyrrell 011	Head	<b>1:44.066</b>	181.4	7
23:38.999	6	Mike CANTILLON		Williams FW08	Head	<b>1:43.695</b>	182.1	9



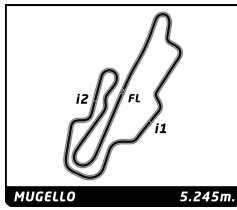
# Masters Racing Legends 66/85 F1 Cars

## Mugello Racing Weekend

### Qualifying

### Sector Analysis

_ Invalidated Lap							■ Personal Best							■ Session Best							■ Crossing the pit lane																																																														
Lap	Time	Sector 1	Sector 2	Sector 3	T.Spd	Elapsed	Lap	Time	Sector 1	Sector 2	Sector 3	T.Spd	Elapsed	Lap	Time	Sector 1	Sector 2	Sector 3	T.Spd	Elapsed	Lap	Time	Sector 1	Sector 2	Sector 3	T.Spd	Elapsed																																																								
<b>1</b> Nick PADMORE GBR							Lotus 77							2 1:51.438 36.838 34.496 40.104 259.5 4:17.295							3 1:48.961 37.021 34.190 37.750 262.6 6:06.256																																																														
1	2:41.029	1:08.863	44.574	47.592	104.4	2:41.029	4	1:57.814	41.981	36.694	39.139	235.8	8:04.070	5	2:26.166 B	36.434	33.386	1:16.346	262.6	10:30.236	6	7:49.414	6:30.832	35.737	42.845	115.9	18:19.650	7	1:45.687	36.323	32.040	37.324	260.7	20:05.337	8	1:49.967	38.586	32.939	38.442	264.5	21:55.304	9	1:43.695	35.733	31.405	36.557	265.2	23:38.999																																			
<b>2</b> Lukas HALUSA AUT							McLaren M23							8 1:50.967 38.586 32.939 38.442 264.5 21:55.304							9 1:43.695 35.733 31.405 36.557 265.2 23:38.999																																																														
1	3:12.770	1:36.845	49.737	46.188	136.2	3:12.770	5	7:24.378 B	37.984	42.505	6:03.889	260.7	16:21.787	6	2:09.440	51.922	35.521	41.997	135.6	18:31.227	7	1:51.824	38.332	34.007	39.485	260.7	20:23.051	8	1:50.117	38.185	33.454	38.478	261.3	22:13.168	9	1:54.867	37.744	36.505	40.618	263.2	24:08.035	10	1:49.800	38.130	33.049	38.621	264.5	25:57.835	11	1:50.096	37.450	33.501	39.145	262.6	27:47.931																												
<b>4</b> Niklas HALUSA AUT							Williams FW08							11 1:50.096 37.450 33.501 39.145 262.6 27:47.931							12 1:50.096 37.450 33.501 39.145 262.6 27:47.931																																																														
1	3:03.184	1:32.673	44.468	46.043	133.9	3:03.184	3	1:59.562	39.302	40.361	39.899	262.0	7:05.709	4	1:51.700	38.920	33.997	38.783	262.6	8:57.409	5	7:24.378 B	37.984	42.505	6:03.889	260.7	16:21.787	6	2:09.440	51.922	35.521	41.997	135.6	18:31.227	7	1:51.824	38.332	34.007	39.485	260.7	20:23.051	8	1:50.117	38.185	33.454	38.478	261.3	22:13.168	9	1:54.867	37.744	36.505	40.618	263.2	24:08.035	10	1:49.800	38.130	33.049	38.621	264.5	25:57.835	11	1:50.096	37.450	33.501	39.145	262.6	27:47.931														
<b>5</b> Marc DEVIS BEL							Lotus 78							10 1:55.675 38.376 36.666 40.633 271.8 25:41.529							11 1:50.096 37.450 33.501 39.145 262.6 27:47.931																																																														
1	2:28.225	1:03.448	42.285	42.492	128.2	2:28.225	1	3:40.772	2:12.387	41.361	47.024	110.2	3:40.772	2	2:05.789	45.201	38.225	42.363	214.0	5:46.561	3	2:01.085	41.270	37.900	41.915	239.5	7:47.646	4	1:57.840	39.290	39.004	39.546	265.8	7:03.118	5	7:27.385 B	36.686	41.473	6:09.226	268.4	16:20.172	6	2:02.985	47.843	35.178	39.964	161.3	18:23.157	7	1:48.188	36.457	33.351	38.380	267.8	20:11.345	8	1:47.733	36.786	33.106	37.841	269.8	21:59.078	9	1:46.776	36.291	32.658	37.827	271.1	23:45.854	10	1:55.675	38.376	36.666	40.633	271.8	25:41.529	11	1:46.915	36.454	32.819	37.642	271.1	27:28.444
<b>6</b> Mike CANTILLON IRL							Williams FW08							9 1:55.675 38.376 36.666 40.633 271.8 25:41.529							10 1:55.675 38.376 36.666 40.633 271.8 25:41.529																																																														
1	2:25.857	1:04.604	39.657	41.596	110.0	2:25.857	1	4:02.471	2:23.565	49.011	49.895	94.0	4:02.471	2	2:03.381	44.057	37.948	41.376	218.3	6:05.852	3	1:59.135	40.417	37.610	41.108	243.8	8:04.987	4	8:33.550 B	39.420	35.826	7:18.304	263.9	16:38.537	5	2:17.935	55.931	40.114	41.890	88.7	18:56.472	6	1:55.631	38.997	36.467	40.167	258.9	20:52.103	7	1:59.888	41.285	37.394	41.209	260.7	22:51.991	8	1:55.684	38.857	36.334	40.493	261.3	24:47.675	9	1:55.619	38.917	36.353	40.349	261.3	26:43.294														
<b>22</b> Paul TATTERSALL GBR							Ensign N179							8 1:55.684 38.857 36.334 40.493 261.3 24:47.675							9 1:55.619 38.917 36.353 40.349 261.3 26:43.294																																																														
1	3:55.706	2:15.200	47.844	52.662	111.9	3:55.706	1	3:55.706	2:15.200	47.844	52.662	111.9	3:55.706	2	2:25.010	50.309	45.943	48.758	194.8	6:20.716	3	2:12.454	44.480	42.988	44.986	241.6	8:33.170	4	8:22.426 B	43.679	45.062	6:53.685	256.4	16:55.596	5	2:24.213	57.548	41.279	45.386	122.4	19:19.809	6	2:09.524	44.346	40.787	44.391	257.6	21:29.333	7	2:08.335	42.859	40.243	45.233	256.4	23:37.668	8	2:08.077	43.068	39.460	45.549	258.9	25:45.745	9	2:06.830	43.101	39.847	43.882	257.6	27:52.575														
<b>23</b> Ken TYRRELL USA							Tyrrell 011							2 2:25.010 50.309 45.943 48.758 194.8 6:20.716							3 2:12.454 44.480 42.988 44.986 241.6 8:33.170																																																														
1	2:25.263	1:00.838	38.362	43.063	133.9	2:25.263	4	8:22.426 B	43.679	45.062	6:53.685	256.4	16:55.596	5	2:24.213	57.548	41.279	45.386	122.4	19:19.809	6	2:09.524	44.346	40.787	44.391	257.6	21:29.333	7	2:08.335	42.859	40.243	45.233	256.4	23:37.668	8	2:08.077	43.068	39.460	45.549	258.9	25:45.745	9	2:06.830	43.101	39.847	43.882	257.6	27:52.575																																			



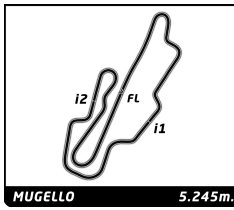
# Masters Racing Legends 66/85 F1 Cars

## Mugello Racing Weekend

### Qualifying

### Sector Analysis

Lap	Time	Sector 1	Sector 2	Sector 3	T.Sp	Elapsed	Lap	Time	Sector 1	Sector 2	Sector 3	T.Sp	Elapsed
<b>24</b> James HAGAN IRL Hesketh 308							<b>29</b> Valerio LEONE MCO Arrows A6						
1	3:43.567	2:05.804	46.282	51.481	113.5	3:43.567	1	3:38.787	1:59.508	47.297	51.982	109.6	3:38.787
2	2:09.935	44.199	42.097	43.639	254.0	5:53.502	2	2:03.386	42.839	39.011	41.536	237.9	5:42.173
3	2:01.085	42.753	37.077	41.255	227.4	7:54.587	3	1:55.555	40.400	36.126	39.029	257.0	7:37.728
4	2:04.306	40.266	37.843	46.197	252.8	9:58.893	4	1:51.930	38.076	34.876	38.978	258.9	9:29.658
5	7:08.808 B	53.655			141.6	17:07.701	5	6:59.433 B	40.996			262.6	16:29.091
6	2:23.972	52.932	38.852	52.188	136.4	19:31.673	6	2:14.418	57.512	37.033	39.873	90.6	18:43.509
7	1:57.435	39.985	36.272	41.178	265.8	21:29.108	7	1:51.910	38.107	34.274	39.529	263.2	20:35.419
8	1:55.412	39.435	35.552	40.425	268.4	23:24.520	8	1:50.595	37.713	34.043	38.839	262.0	22:26.014
9	1:56.628	39.594	36.608	40.426	266.5	25:21.148	9	1:52.213	38.302	35.520	38.391	244.3	24:18.227
10	1:55.208	38.946	35.924	40.338	266.5	27:16.356	10	1:55.865	38.102	36.991	40.772	264.5	26:14.092
<b>25</b> Bruno FERRARI ITA Merzario F1A3							<b>31</b> Peter WILLIAMS GBR LEC CRP1						
1	2:57.055	1:24.918	46.062	46.075	140.3	2:57.055	1	3:07.822	1:38.470	46.697	42.655	113.6	3:07.822
2	4:07.342 B	43.938	40.707	2:42.697	237.9	7:04.397	2	1:59.380	41.040	36.611	41.729	221.4	5:07.202
3	2:23.602	55.085	40.927	47.590	146.9	9:27.999	3	1:58.292	39.147	39.305	39.840	263.9	7:05.494
4	7:41.956 B	48.562			180.6	17:09.955	4	1:54.900	39.818	35.576	39.506	263.9	9:00.394
<b>27</b> Martin BULLOCK AUT Williams FW06							5 7:23.843 B 38.809 45.995 5:59.039 264.5 16:24.237						
1	2:56.796	1:26.666	45.109	45.021	121.5	2:56.796	6	2:14.579	54.448	39.578	40.553	117.5	18:38.816
2	2:02.842	42.486	38.903	41.453	250.5	4:59.638	7	1:53.601	38.564	35.303	39.734	249.9	20:32.417
3	2:08.518	43.968	41.959	42.591	252.8	7:08.156	8	1:52.430	38.132	35.118	39.180	265.8	22:24.847
4	2:01.698	42.624	37.590	41.484	255.2	9:09.854	9	1:56.117	38.667	38.592	38.858	269.1	24:20.964
5	1:39.914 B	42.401			257.6	10:49.768	10	1:53.856	38.394	35.967	39.495	271.1	26:14.820
6	7:35.445	6:13.020	40.158	42.267	110.5	18:25.213	11	1:53.480	38.551	35.298	39.631	267.1	28:08.300
7	1:58.861	40.292	37.241	41.328	257.6	20:24.074	<b>32</b> Marco FUMAGALLI ITA Ensign N174						
8	2:00.080	40.643	38.783	40.654	262.6	22:24.154	1	3:21.306	1:35.360	56.256	49.690	92.1	3:21.306
9	1:56.352	38.982	37.771	39.599	262.6	24:20.506	2	2:02.390	41.409	38.972	42.009	262.0	5:23.696
10	1:56.369	40.293	36.065	40.011	263.9	26:16.875	3	1:53.663	38.620	35.652	39.391	269.1	7:17.359
11	1:54.092	39.013	35.293	39.786	263.2	28:10.967	4	1:55.863	39.757	36.175	39.931	271.1	9:13.222
<b>28</b> Marco COPPINI ITA Arrows A1b							5 7:33.342 B 39.869 39.869 271.1 16:46.564						
1	3:40.285	2:03.263	47.293	49.729	102.8	3:40.285	6	2:07.942	49.575	37.431	40.936	172.8	18:54.506
2	2:07.360	43.724	39.753	43.883	229.4	5:47.645	7	1:53.916	38.346	35.764	39.806	275.2	20:48.422
3	2:05.726	42.162	40.966	42.598	249.9	7:53.371	8	1:55.202	39.223	35.786	40.193	272.5	22:43.624
4	2:06.886	40.316	38.971	47.599	260.7	10:00.257	9	1:54.738	38.115	35.859	40.764	272.5	24:38.362
5	6:42.623 B	56.943			125.8	16:42.880	10	1:52.697	37.565	35.162	39.970	274.5	26:31.059
6	2:19.523	56.525	40.046	42.952	108.6	19:02.403	<b>35</b> Piero LOTTINI ITA Osella FA1/B						
7	1:59.837	40.697	38.062	41.078	262.6	21:02.240	1	3:32.478	1:47.082	50.909	54.487	122.8	3:32.478
8	1:58.722	40.032	37.678	41.012	263.9	23:00.962	2	2:32.951	53.393	50.187	49.371	159.6	6:05.429
9	1:56.963	39.404	37.220	40.339	263.2	24:57.925	3	2:20.803	47.894	44.257	48.652	191.7	8:26.232
10	1:57.047	39.436	36.974	40.637	263.2	26:54.972	4	8:53.422 B	44.947	46.092	7:22.383	215.3	17:19.654
<b>58</b> Ewen SERGISON GBR Surtees TS9B							5 2:29.075 57.607 43.876 47.592 126.0 19:48.729						
1	2:27.710	1:03.822	41.012	42.876	125.5	2:27.710	6	2:14.249	45.431	42.499	46.319	209.1	22:02.978
2	1:55.915	39.870	35.889	40.156	258.9	4:23.625	7	2:13.517	45.020	42.774	45.723	217.4	24:16.495
3	2:02.828	39.839	41.964	41.025	258.9	6:26.453	8	2:12.044	44.242	42.357	45.445	234.3	26:28.539



## Masters Racing Legends 66/85 F1 Cars Mugello Racing Weekend Qualifying

### Sector Analysis

— Invalidated Lap    ■ Personal Best    ■ Session Best    B Crossing the pit lane

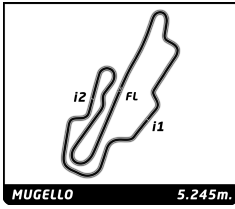
Lap	Time	Sector 1	Sector 2	Sector 3	T.Spd	Elapsed	Lap	Time	Sector 1	Sector 2	Sector 3	T.Spd	Elapsed
4	1:58.643	39.721	38.083	40.839	257.0	8:25.096							
5	10:47.510B	40.235	36.498	9:30.777	238.4	19:12.606							
6	2:11.980	52.416	38.777	40.787	142.7	21:24.586							
7	1:54.064	39.419	35.163	<b>39.482</b>	257.6	23:18.650							
8	<b>1:53.351</b>	<b>38.877</b>	<b>34.575</b>	39.899	255.8	25:12.001							
9	1:54.276	39.240	35.251	39.785	258.2	27:06.277							

63 Yutaka TORIBA				JAP		
				Williams FW07C		
1	2:28.712	1:08.352	38.484	41.876	129.3	2:28.712
2	1:54.925	39.672	35.544	39.709	249.4	4:23.637
3	1:48.207	37.032	32.852	38.323	257.0	6:11.844
4	2:02.948	37.426	42.181	43.341	259.5	8:14.792
5	8:17.134B	36.291	32.596	7:08.247	257.0	16:31.926
6	2:05.128	52.493	34.077	38.558	91.5	18:37.054
7	1:46.343	<b>35.937</b>	<b>32.247</b>	38.159	259.5	20:23.397
8	1:58.821	38.640	38.297	41.884	267.1	22:22.218
9	<b>1:46.116</b>	36.145	32.478	<b>37.493</b>	260.1	24:08.334

71 Vincent RIVET				FRA		
				March 811		
1	4:57.954	3:20.976	48.185	48.793	113.2	4:57.954
2	2:15.234	46.904	42.673	45.657	244.3	7:13.188
3	3:44.114B	48.495	41.021	2:14.598	240.0	10:57.302
4	7:47.010	6:21.189	41.292	44.529	120.7	18:44.312
5	<b>2:02.547</b>	<b>42.883</b>	<b>37.787</b>	<b>41.877</b>	226.5	20:46.859

72 Matthew WRIGLEY				GBR		
				Tyrrell 011		
1	4:46.426	3:23.707	41.246	41.473	106.1	4:46.426
2	1:51.032	38.683	33.950	38.399	254.6	6:37.458
3	1:47.811	36.850	33.412	37.549	259.5	8:25.269
4	7:50.482B	36.159	31.993	6:42.330	265.2	16:15.751
5	2:05.689	47.458	34.631	43.600	153.8	18:21.440
6	1:44.329	35.952	<b>31.647</b>	36.730	262.6	20:05.769
7	<b>1:44.066</b>	<b>35.568</b>	31.876	<b>36.622</b>	265.8	21:49.835
8	2:34.710B	44.677	47.506	1:02.527	175.6	24:24.545
9	1:50.329	40.383	32.581	37.365	197.3	26:14.874

99 Jamie CONSTABLE				GBR		
				Tyrrell 011		
1	2:23.604	58.959	39.543	45.102	135.7	2:23.604
2	1:54.540	38.572	34.682	41.286	263.2	4:18.144
3	1:49.186	<b>37.793</b>	<b>33.467</b>	<b>37.926</b>	266.5	6:07.330
4	12:45.830	39.229	36.139	...	...	18:53.160
5	<b>1:46.481</b>					20:39.641
6	3:58.009					24:37.650
7	1:46.622					26:24.272


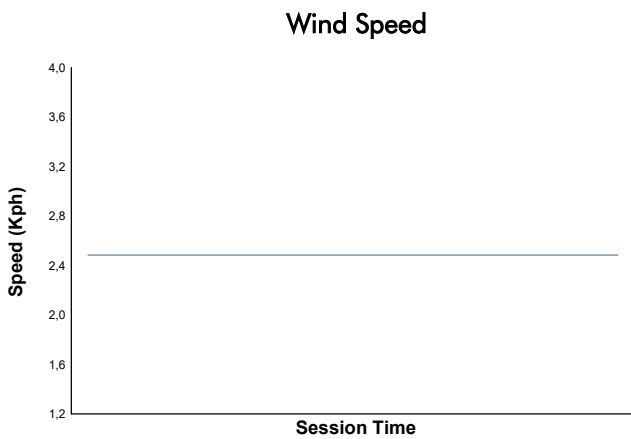
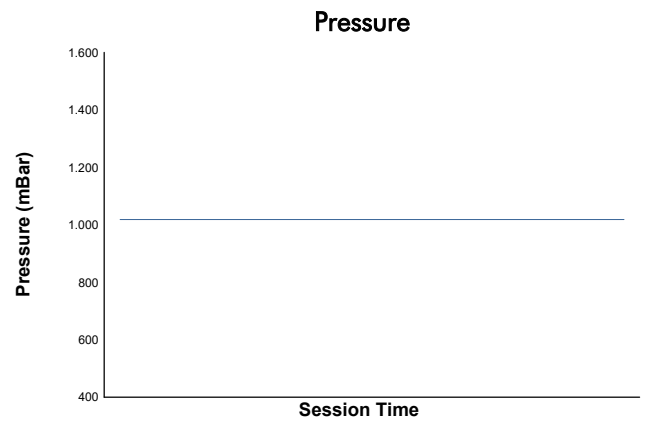
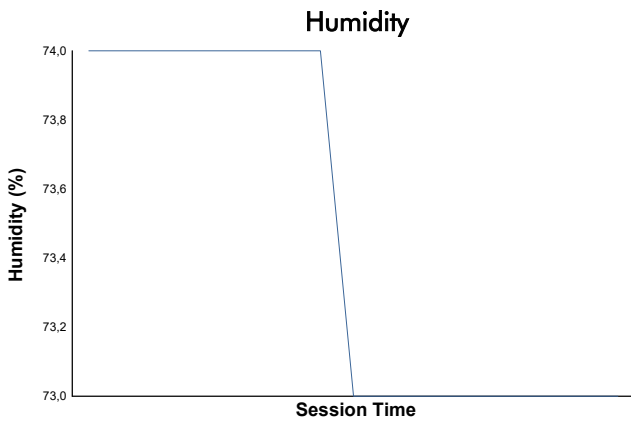
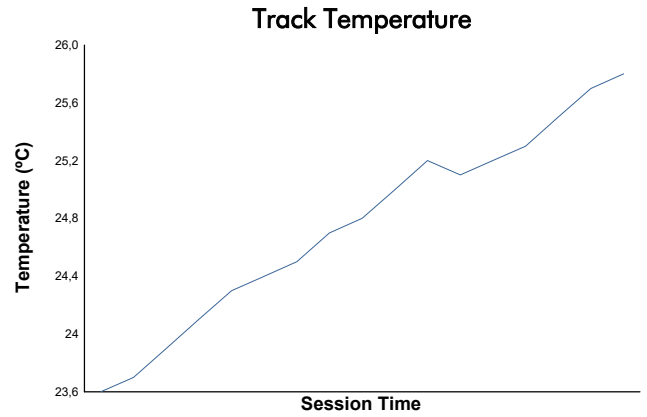
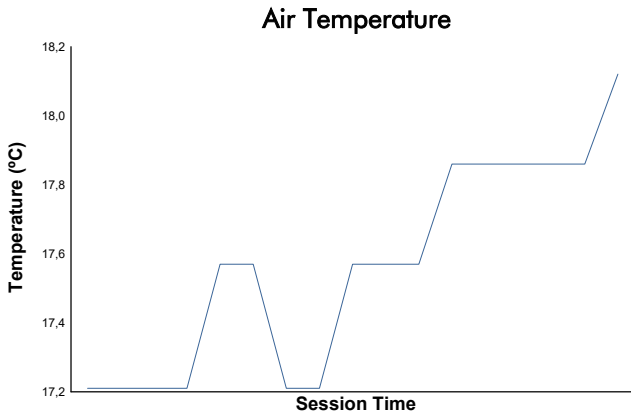


# Mugello Racing Weekend

## Masters Racing Legends 66/85 F1 Cars

### Qualifying

### Weather Report



Track Status: **DRY**